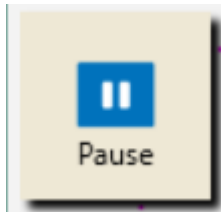


To Reposition your Start Point after a thread break:

1. Press <Pause>



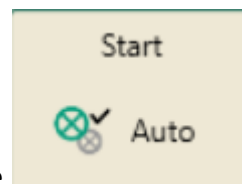
2. <Pro-Stitcher> Tab



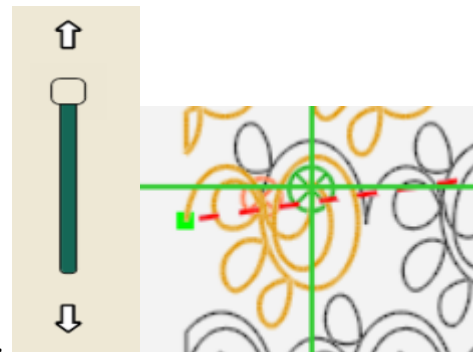
a. <New Start & End>



b. In the right Sidebar, under Start, touch <Auto> Twice



c. Using the arrow at the top of the slide bar in the Start Column, move the green bullet back



to where you want to start stitching again.

3. <Resume>

